

**TOWNSHIP OF ESSA
CONSENT AGENDA
WEDNESDAY, JANUARY 15, 2025**

A – ITEMS RECEIVED AS INFORMATION

- p. 1 1. Essa Public Library November 2024 Report
- p. 4 2. Essa Building Department Report, December 2024.
- p. 5 3. Nottawasaga Futures Newsletter.
- p. 14 4. Correspondence from Hope Air, dated December 12, 2024, re: Filling the Gap in Equitable Access to Health Care in Northern Ontario.
- p. 16 5. Correspondence from the Town of Innisfil dated December 17, 2024, re: Support for Royal Victoria Regional Health Centre (RVH) Expansion Plan.
- p. 18 6. Correspondence from the City of Markham dated December 20, 2024, re: Motion to Support of SolveTheCrisis.ca Campaign.
- p.20 7. Correspondence from the Ontario Provincial Police dated December 19, 2024, re: Revised OPP Municipal Policing 2025 Annual Billing Statement Package.
- p. 39 8. Correspondence from the Ministry of Municipal Affairs and Housing:
 - a) December 12, 2024 - Correspondence – Requesting Feedback on the Proposed Municipal Accountability Act.
 - p. 41 b) December 12, 2024 – Release - Ontario Introducing Legislation to Strengthen Local Governance.
 - p.44 c) December 13, 2024 - Correspondence – Encampment Response Initiative - Homelessness Prevention Program (HPP).
- p. 47 9. Correspondence from the Nottawasaga Valley Conservation Authority (NVCA):
 - p. 49 a) December 2024 - Board Meeting Highlights
 - b) December 17, 2024 - Release – NVCA CAO Announces Retirement.
- p. 50 10. Correspondence from AMO:
 - p. 52 a) December 12, 2024 – Policy Update – Municipal Codes of Conduct Legislation.
 - b) December 12, 2024 – Policy Update – Homelessness Encampments Legislation.

B – ITEMS RECEIVED AND REFERRED TO SERVICE AREA FOR ACTION

None

C – ITEMS RECEIVED AND REFERRED TO SERVICE AREA FOR REVIEW AND REPORT TO COUNCIL

None.



Essa Public Library

November 2024 Report

Prepared by: Emily Nakeff



“ I haven't been to a library in like, 25 years. After seeing this place, I'm kicking myself.

- New patron

MATERIALS CIRCULATED

ANGUS THORNTON

8,285 **1,113**

77,519 TOTAL IN 2024

MATERIALS USED IN HOUSE

ANGUS THORNTON


417 **82**

4,559 TOTAL IN 2024

INTERLIBRARY LOANS

11 Items borrowed
from other libraries

*Service interrupted by
Canada Post strike.*

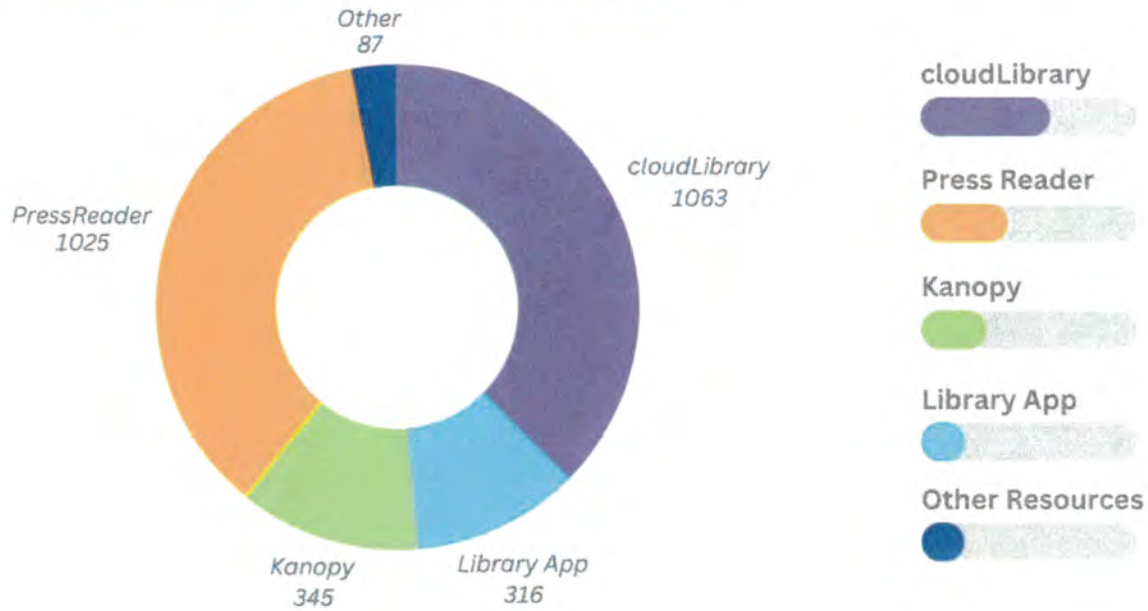


New Memberships

Angus	68
Thornton	5
Year-to-date total	1,117

(November 2023 72)

DIGITAL LIBRARY USES



KIDS

Let's Learn Spanish - AN	8
Parachute Play	10
Tinker Tuesday - AN	37
Wiggles and Giggles - AN	108
Imagination Station - TH	56
Toddler Time - AN	80
Angus Storytime - AN	49
Thornton Storytime - TH	41
Growing Together: Indigenous Storytime - AN	15
Family Play Zone - AN	45
Songs & Stories - AN	8
PA Day Movie - AN	16
PJ Storytime - AN	3
Borden Sparks Visit & Storytime	15

ADULTS

Cercle de Conversation	20
Hobby Circle - AN	9
Writers Group - AN	3
Movie Night for Adults - AN	6
Angus Book Clubs - AN	18
Thornton Book Club	9
Essalicious - AN	75

SENIORS

Seniors Social - AN	40
Seniors Social - TH	35

TEEN PROGRAMS

Movie - AN	4
Workshop: Discover Your Strengths - AN	6
Workshop: Healthy Friendships - TH	3
Perler Beads - AN	1
Braclet Making - AN	2

YouTube - Total Subscribers	919
YouTube - Views	4,949
Facebook - Total Followers	1,834
Instagram - Total Followers	888



ESSALICIOUS



Essalicious cooking up cash while teaching students culinary skills

'We start getting asked about it in August, because people want to make sure they can get tickets,' library official says of Nov. 21 event involving Nottawasaga Pines students



Wayne Doyle, Local Journalism Initiative Reporter
Nov 13, 2024 10:00 AM



75

ATTENDED

15

COMMUNITY PARTNERS INVOLVED

163

SILENT AUCTION BIDS

\$2,452

RAISED THROUGH TICKET SALES AND SILENT AUCTION



Dec-24

Current

Permits Issued	# Permits Issued	# Permits Issued YTD	Monthly Construction Value of Permits Issued	Construction Value of Permits Issued YTD	Monthly Building Permit Fees	Building Permit Fees YTD
Residential	7	252	\$220,000.00	\$41,213,648.00	\$7,045.40	\$539,511.25
Commercial	2	20	\$337,242.00	\$2,470,802.00	\$1,734.75	\$20,459.75
Industrial		6		\$6,299,000.00		\$12,659.27
Institutional		7		\$788,600.00		\$3,796.50
Public Utilities		0		\$0.00		\$0.00
Agricultural		12		\$2,356,000.00		\$12,552.88
TOTAL	9	297	\$557,242.00	\$ 53,128,050.00	\$8,780.15	\$ 588,979.65
y.o.y.	12	353	\$1,591,382.00	\$ 65,811,168.00	\$29,254.40	\$ 713,431.77

-17.44%

NEW SFD CONSTRUCTION

Dwelling Units Created

Type	Current Month	YTD	Dwelling Const. Value	Dwelling Const. Value YTD
SFD/SEMI/ROW		74		\$31,787,887.00
Mult Res Bldgs		0		\$0.00
Accessory Apt within Existing Res Bldg		0		\$0.00
TOTAL	0	74	\$0.00	\$31,787,887.00
y.o.y	3	119	\$ 1,282,357.00	\$ 29,584,370.00
	-100.00%	-37.82%	-100.00%	7.45%

Reviewed by CBO Pedro Granes



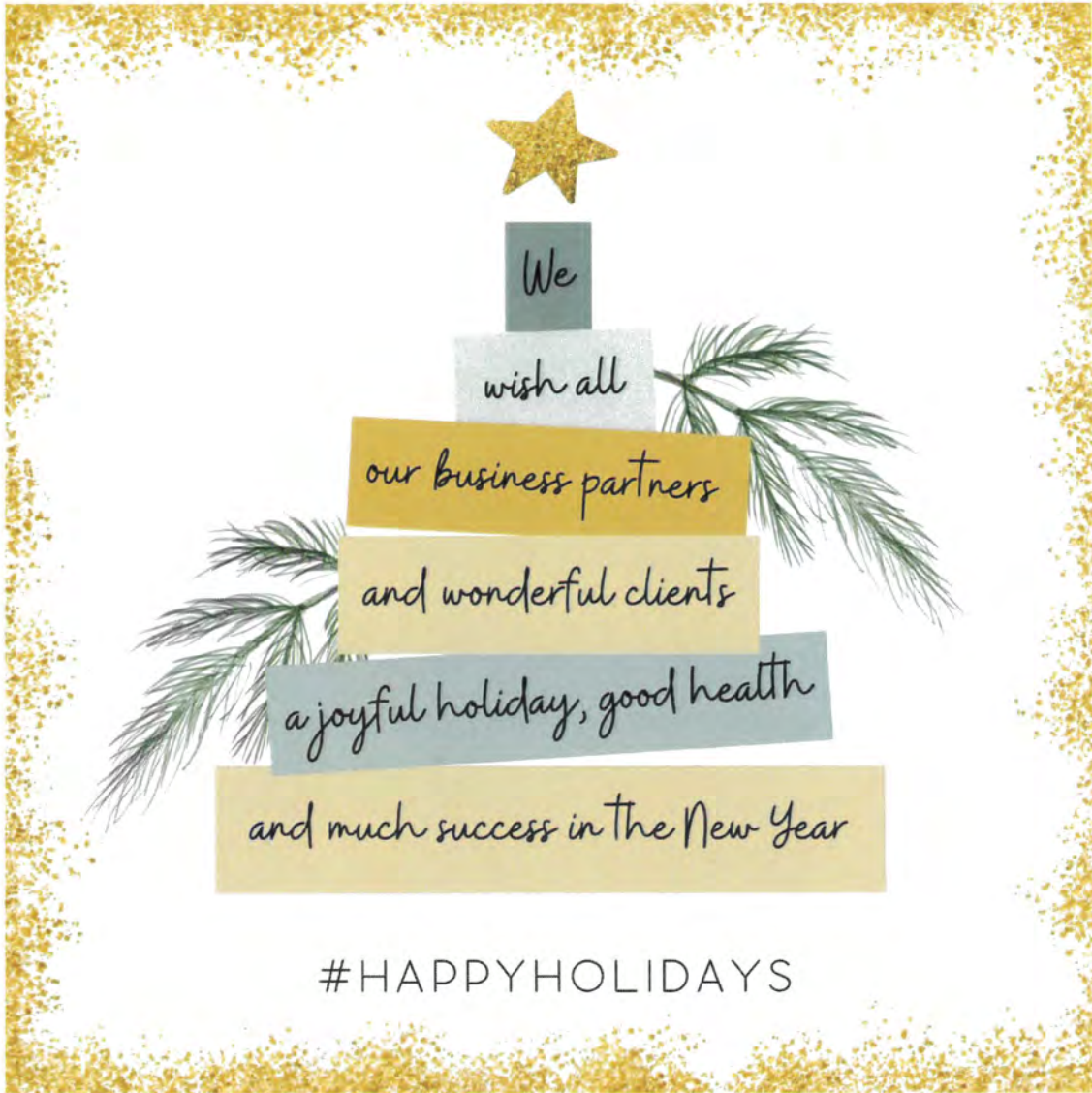
Sarah Corbett

Subject:

FW: Nottawasaga Futures Newsletter



**Nottawasaga Futures is a community
economic development agency serving the
South Simcoe Area.**



#HAPPYHOLIDAYS

Business TO - DO List!!!

1. Do market research
2. Write a business plan
3. Apply for a loan
4. Business training
5. Believe I can do it!

TODAY!!!!

SUCCESS

CALL MY LOCAL COMMUNITY FUTURES OFFICE

www.nottawasaga.com

Are you starting out or looking for support to take your business to the next level?

Nottawasaga Futures will help you access loans designed specifically for YOU!

Contact us today to see how we can help.

www.nottawasaga.com 705-502-0311 ced@nottawasaga.com

A3

BWG Business Catalyst Centre Workshops

Financial Savvy and Business Systems for Entrepreneurs

January 21, 2025 - Time 6pm - 7:30 pm

Paul Oehm will provide a comprehensive session on business financial literacy and systems management.

Business Profit
Turning Potential Into Profit

We kindly ask attendees to bring a non-perishable food item for donation to the food bank.

Bradford west Gwillimbury | Nottawasaga Futures | Ontario

This project is funded in part by the Ontario government through the Rural Economic Development Program

Nottawasaga Futures is partnering with the Town of Bradford West Gwillimbury to launch a free workshop series for small businesses!

The next workshop is **Financial Savvy and Business Systems for Entrepreneurs**

January 21, 2025 at 6:00 PM - 7:30 PM

Paul Oehm - Business Profit <https://businessprofit.ca/> will provide a comprehensive session on business financial literacy and systems management.

For more information and to register, visit <https://www.gotobwg.ca/bcc>.

This project is funded in part by the Ontario government through the Rural Economic Development Program.

Please don't forget to bring a non-perishable food donation!

[Register here](#)

A3



Shopping local keeps four times the money in our community compared to shopping at the big box stores.

Keep it local this holiday season!

We believe there is a job for everyone in our community.

- ✓ Paid Interviews: We pay to meet you!
- ✓ Work Immediately: Positions are available!
- ✓ Close to Home: Work in Simcoe County!
- ✓ Free Registration: There is no fee to register!
- ✓ We'll Stay Connected: We're here to help!



Call Today! (705) 502-0311
Visit: nttemps.com

At NT Temps, we believe there is a job for everyone in our community.

We are available from 8:30 am - 4:30 pm Monday to Friday

Contact us today at (705) 502-0311 or colleen@nttemps.com.

For more information on NT Temps click here www.nttemps.com.



The South Simcoe Streams Network would like to send a warm thank you to everyone who helped to make 2024 a successful year with stream restoration projects throughout the Nottawasaga Valley and Lake Simcoe watersheds.

During twenty-two events over 700 volunteers helped to plant over 6000 native trees and shrubs. 200 tree revetments were installed to help stabilize streambanks on Sheldon Creek and Beeton Creek. As part of the Nottawasaga River Restoration Program, we rehabilitated over 600 additional meters of streambank along Sheldon Creek in partnership with the Nottawasaga Valley Conservation Authority. These efforts helped to replant over 6 hectares of riparian area and stabilize over 1km of streambank furthering our goal to improve stream health, ecological function, and improve water quality across South Simcoe.

Thank you for working with us to invest in streams together for

community and watershed health, we could not have done it without you!

Thank you to our partners and sponsors: Nottawasaga Futures, Nottawasaga Valley Conservation Authority, Lake Simcoe Region Conservation Authority, County of Simcoe, Somerville Nurseries Inc, F&P Manufacturing Inc, Trillium Ford Lincoln Ltd, Ontario Federation of Anglers & Hunters, Township of Adjala-Tosorontio, Town of Bradford West Gwillimbury, Township of Essa, Town of Innisfil, Town of New Tecumseth, Nottawasaga Steelheaders, Pestrin Group Ltd, Dufferin Simcoe Land Stewardship Network, and all the private landowners.

The South Simcoe Streams Network is a nonprofit program that relies on grants, donations, and sponsorships to complete stream restoration projects. If you would like to become a sponsor or donate to the program please send an email to Theresa@nottawasaga.com

Sending warm wishes to all this holiday season!

Financial Support and Resources

- [Nottawasaga Futures Community Investment Fund](#)
- [Steps to Consider Before Starting a Business](#)
- [Canada - Ontario Job Grant](#)
- [Ontario Business Registry](#)
- [Business Benefits Finder](#)
- [Canada Business App](#)

Sarah Corbett

Subject: FW: Hope Air : filling the gap in equitable access to health care in Northern Ontario
Attachments: Noah.pdf

From: Kristina De Marzio <kdemarzio@hopeair.ca>
Sent: December 13, 2024 9:46 AM
To: Sandie Macdonald <smacdonald@essatownship.on.ca>; Sarah Corbett <scorbett@essatownship.on.ca>
Cc: Mark Rubinstein <mrubinstein@hopeair.ca>
Subject: Hope Air : filling the gap in equitable access to health care in Northern Ontario

Some people who received this message don't often get email from kdemarzio@hopeair.ca. [Learn why this is important](#)
Dear Mayor Macdonald,

I hope you're doing well and thank you again for all that you do for your community.

Earlier this month, the provincial government made important enhancements to the Northern Health Travel Grant (NHTG). These enhancements will undoubtedly provide meaningful support through partial reimbursement of travel expenses for those traveling long distances for medical care.

However, many low-income individuals and families still face overwhelming financial barriers. Even with NHTG support, the upfront costs for airfare, accommodations, and other necessities often reach thousands of dollars- an unsurmountable burden for those already struggling. Essential travel expenses like taxis and meals continue to remain ineligible for reimbursement, leaving critical gaps in access to care.

Hope Air bridges this gap, complementing the government's policy to reduce barriers of distance and cost in access to health care for Northern Ontario patients. To continue meeting the growing demand for our services, we remain hopeful that the Ministry of Health will consider providing funding in 2025 to support our vital work.

To illustrate the impact of our work, I am sharing with you the story of Baby Noah, a two-year-old from Timmins, Ontario who benefitted from Hope Air's assistance. Noah's story is one of hundreds from over 75 Ontario communities, that underscores how critical Hope Air's services are in the province.

Wishing you and your family the very best this holiday season.

Kind Regards,
Kristina

Kristina De Marzio (She/Her)
Manager, Community Engagement | **HOPE AIR**
T (877) 346-4673 ext 87624 or (647) 660-9302 | hopeair.ca



Meet Noah Timmins, Ontario



My name is Heidi and my family and I live in Timmins, Ontario.

Our son Noah is two years old, and has a life-threatening condition called Autosomal Recessive Polycystic Kidney Disease (ARPKD). It's a rare genetic disease—just one in 20,000 children have it; it affects the kidneys and liver which causes serious complications.

Noah has to use a feeding tube and will likely require multiple organ transplants throughout his life. Our local hospital simply doesn't have the expertise to meet Noah's specialized health needs, so he must travel to The Hospital for Sick Children in Toronto every few months. In only two years, Noah has had six surgeries and several other procedures, all in Toronto.

My husband and I tried making these numerous trips by car. It took more than 10 hours with traffic and regular stops for Noah's care. It was exhausting, and incredibly hard on all three of us. Flying is only an hour and fifteen minutes, but there is no way we could afford plane tickets that many times each year.

Then we learned about this charity called Hope Air. We've flown with Hope Air more than 15 times in Noah's short life—and I don't know how we'd manage without them. They have been a lifeline to Noah and our family. Without Hope Air, I cannot imagine what our family would have endured.

We also know that Hope Air cannot meet this demand by itself without funding support from the Ontario Government, so that they can continue to support families like ours.

I would ask that you do all that you can, to ensure that Hope Air is able to continue to deliver its lifesaving work.

Grateful mom to Noah,
Heidi

In 2024, Hope Air will provide over 3,500 travel arrangements for patients in need, living in over 75 communities across Northern Ontario. Hope Air reduces barriers of distance and cost, in access to medical specialty care, delivering better health outcomes for patients in need.





CLERK SERVICES

SENT VIA EMAIL

December 17, 2024

Honorable Sylvia Jones
Deputy Premier and Minister of Health
777 Bay Street, College Park, 5th Floor
Toronto, ON M7A 2J3

Dear Honorable Jones,

Re: Royal Victoria Regional Health Centre (RVH) Expansion Plan

Please be advised that Council for the Town of Innisfil considered and adopted the following motion presented by Mayor L. Dollin on December 11, 2024, regarding the RVH Expansion Plan:

Whereas the Town of Innisfil (the Town) has worked closely with Royal Victoria Regional Health Centre (RVH) in support of the expansion plan for a south campus in Innisfil; and

Whereas this support included a request for a Ministerial Zoning Order (MZO) to help facilitate this project, that was granted in early 2022 by the Ministry of Municipal Affairs and Housing, acknowledging the importance of this project; and

Whereas the Town recognizes mounting provincial fiscal pressures, the realities and rising costs of the competitive construction market, and the increasing demand for regional acute health care close to home; and

Whereas a new health hub located in Innisfil that includes services such as an urgent care center, day surgery capacity, diagnostics for medical imaging and lab work center, outpatient clinic, and beds for transitional, rehab and seniors' care will help to alleviate some of the pressure from the Barrie hospital campus and create better access for patient care across this region; and

Whereas the Town also recognizes the timely need for provincial support to accelerate this project in one of the fastest-growing communities in Ontario.

Therefore, be it hereby resolved that a letter expressing the Town's unwavering support for the RVH expansion, be sent from the Mayor's office to the Honorable Sylvia Jones, Deputy Premier and Minister of Health, requesting the provincial government to prioritize funding to move this project forward and provide provincial approval that will allow RVH to proceed with the expansion plan; and

Further that a copy of the letter and this resolution be sent to Premier Ford, the Honorable Paul Calandra, Minister of Municipal Affairs and Housing, the Honorable Peter Bethlenfalvy, Minister of Finance, the Honorable Andrea Khanjin, MPP, Barrie -

A5

Innisfil, Gail Hunt, President and CEO, RVH, Jason Teal, RVH Board Chair, and Dominik Nowak, President of the Ontario Medical Association; and

Further that this resolution be sent to the neighbouring municipalities including the City of Barrie, Town of Bradford-West Gwillimbury, Town of New Tecumseth, Township of Essa, and Township of Adjala-Tosorontio requesting their support of this resolution.

Sincerely,



Patty Thoma,
Town Clerk
705-436-3740 Ext. 2402
pthoma@innisfil.ca

cc: Premier of Ontario Doug Ford
Minister of Municipal Affairs and Housing, Honorable Paul Calandra
Minister of Finance, Honorable Peter Bethlenfalvy
MPP, Barrie-Innisfil, Honorable Andrea Khanjin
Gail Hunt, President & CEO RVH
Jason Teal, RVH Board Chair
Dominik Nowak, President of the Ontario Medical Association
City of Barrie Town Clerk
Town of Bradford West Gwillimbury Town Clerk
Town of New Tecumseth Town Clerk
Township of Essa Town Clerk
Township of Adjala-Tosorontio



December 20, 2024

RE: MOTION OF SUPPORT OF SOLVETHECRISIS.CA CAMPAIGN

This will confirm that at a meeting held on December 18, 2024, the Council of the City of Markham adopted the following resolution:

Whereas the City of Markham supports the SolvethCrisis.ca Campaign and requests that the Provincial and Federal Governments take Action to Address the Growing Mental Health, Addictions and Homelessness Crisis in Ontario; and,

Whereas there is a humanitarian crisis unfolding on the streets in our cities, large and small, urban and rural, across Ontario. The time for words is over, we need immediate action at all levels of government, starting with the Province of Ontario; and,

Whereas the homelessness, mental health and addictions crisis continues to grow with 3432 drug related deaths in Ontario in 2023¹ and over 1400 homeless encampments across Ontario communities in 2023²; and,

Whereas the province has provided additional funding and supports, such as the recent investment of \$378 million for HART Hubs and approximately 375 beds with wraparound supports, it does not adequately address the growing crisis and the financial and social impact on municipalities and regions across the province; and,

Whereas municipalities and regions are stepping up and working with community partners to put in place community-specific solutions to address this crisis, but municipalities and regions lack the expertise, capacity, or resources to address these increasingly complex health care and housing issues alone; and,

Whereas this is primarily a health issue that falls under provincial jurisdiction and municipalities and regions should not be using the property tax base to fund these programs; and,

Whereas there is no provincial lead focused on this crisis leading to unanswered questions that span over a dozen ministries, and a lack of support to manage the increasing needs of those who are unhoused.

Therefore, be it resolved that the City of Markham supports the SolvethCrisis.ca Campaign; and,

That the City of Markham calls on provincial and federal governments to commit to immediate action to solve the Humanitarian Crisis that Ontario is facing as the numbers of unhoused individuals and those suffering with mental health & addictions grows exponentially; and,

That the Province officially makes Homelessness a Health Priority; and,

That the Province appoint a responsible Minister and Ministry with the appropriate funding and powers as a single point of contact to address the full spectrum of housing needs as well as mental health, addictions and wrap around supports; and,

That the provincial government strike a task force with broad sector representatives including municipalities, regions, healthcare, first responders, community services, the business community and the tourism industry to develop a *Made in Ontario Action Plan*.

That this provincial task force reviews current programs developed by municipalities, regions and community partners that have proven successful in our communities, to ensure that solutions can be implemented quickly and effectively to tackle this crisis; and,

That the federal government is included in these conversations; and,

¹ Office of the Chief Coroner, Ontario (2024). OCC Opioid Mortality Summary Q4 2023. [PDF]. <https://ocpr.ca/occ-opioid-and-suspect-drug-related-death-data/>

² [Homeless Encampments in Ontario: A Municipal Perspective - Association of Municipalities of Ontario, July 2024 -](#)



Markham Civic Centre
101 Town Centre Boulevard
Markham, ON, L3R 9W3

That both levels of government provide adequate, sufficient and sustainable funding to ensure that municipalities have the tools and resources to support individuals suffering with mental health and addictions, including unhoused people and those from vulnerable populations that may be disproportionately impacted; and,

That Markham City Council calls on the residents of Markham to join us in appealing to the provincial and federal governments for support by visiting [SolveTheCrisis.ca](https://www.solve-the-crisis.ca) and showing your support; and further,

That a copy of this motion be sent to:

- The Right Honourable Justin Trudeau, Prime Minister of Canada
- The Honourable Sean Fraser, Minister of Housing, Infrastructure and Communities of Canada
- The Honourable Doug Ford, Premier of Ontario
- The Honourable Sylvia Jones, Deputy Premier and Minister of Health
- The Honourable Paul Calandra, Minister of Municipal Affairs and Housing
- The Honourable Michael Parsa, Minister of Children, Community and Social Services
- The Honourable Michael Tibollo, Associate Minister of Mental Health and Addictions
- Local MPs
- Local MPPs and
- Ontario's Big City Mayors

Should you have any questions, please contact Kimberley Kitteringham via email at Clerkspublic@markham.ca.

Yours sincerely,

Kimberley Kitteringham
City Clerk

¹ Office of the Chief Coroner, Ontario (2024). OCC Opioid Mortality Summary Q4 2023. [PDF]. <https://odcm.ca/occ-opioid-and-suspect-drug-related-death-data/>

² Homeless Encampments in Ontario. A Municipal Perspective. Association of Municipalities of Ontario. July 2024.

Ontario
Provincial
Police

Police
provinciale
de l'Ontario

Municipal Policing Bureau
Bureau des services policiers des municipalités

777 Memorial Ave.
Orillia ON L3V 7V3

777, avenue Memorial
Orillia ON L3V 7V3

Tel: 705 329-6140
Fax: 705 330-4191

Tél.: 705 329-6140
Télééc.: 705 330-4191

File Reference:

612-20

December 19, 2024

Dear Mayor/Reeve/CAO/Treasurer,

Further to the letter sent to you by the Solicitor General on November 29, 2024, please find attached your revised OPP municipal policing 2025 Annual Billing Statement package.

As per the amended Ontario Regulation 413/23, a discount has been applied to the 2023 year-end reconciliation statement that includes both a 44 per cent discount on reconciled overtime costs as well as a 3.75 per cent discount on total 2023 reconciled costs (after the discount on overtime is applied). Additionally, a 10 per cent discount has been applied to the total 2025 estimated costs.

The Municipal Policing Bureau will be hosting rescheduled webinar information sessions on Wednesday, January 15, 2025 at 2:00 p.m. and on Friday, January 17, 2025 at 9:00 a.m. E-mail invitations will be forwarded to your municipality. The webinar content will be the same on both dates, please accept the invitation for the date that works best for your schedule.

If you have questions about the Annual Billing Statement, please e-mail OPP.MPB.Financial.Services.Unit@OPP.ca.

Yours truly,



S.B. (Steve) Ridout
Superintendent
Commander - Municipal Policing Bureau

A7

OPP 2025 Annual Billing Statement - Revised

Essa Tp

Estimated costs for the period January 1 to December 31, 2025

Please refer to www.opp.ca for 2025 Municipal Policing Billing General Information summary for further details.

			<u>Cost per Property \$</u>	<u>Total Cost \$</u>
Base Service	Property Counts			
	Household	7,720		
	Commercial and Industrial	194		
	Total Properties	<u>7,914</u>	189.44	1,499,194
Calls for Service	(see summaries)			
	Total all municipalities	209,489,870		
	Municipal portion	0.6524%	172.69	1,366,706
Overtime	(see notes)		20.44	161,732
Contract Enhancements	(see summary)		42.25	334,377
Prisoner Transportation	(per property cost)		1.67	13,216
Accommodation/Cleaning Services	(per property cost)		5.70	45,110
Total 2025 Estimated Cost			<u>432.19</u>	<u>3,420,335</u>
10% Discount on 2025 Estimated Costs			(43.22)	(342,034)
Total 2025 Estimated Cost After Discount			<u>388.97</u>	<u>3,078,302</u>
2023 Year-End Adjustment	(see summary)			8,829
Revised Grand Total Billing for 2025				<u>3,087,130</u>
Revised 2025 Monthly Billing Amount				257,261

Notes

A 10% Discount has been applied to the grand total of all 2025 estimated costs. The 2023 Year-End Adjustment also includes discounts applied to 2023 reconciled costs (44% on OT and 3.75% on total reconciled costs), see 2023 reconciled statement page for more information.

OPP 2025 Annual Billing Statement

Essa Tp

Estimated costs for the period January 1 to December 31, 2025

Notes to Annual Billing Statement

- 1) Municipal Base Services and Calls for Service Costs - The costs allocated to municipalities are determined based on the costs assigned to detachment staff performing municipal policing activities across the province. A statistical analysis of activity in detachments is used to determine the municipal policing workload allocation of all detachment-based staff as well as the allocation of the municipal workload between base services and calls for service activity. For 2025 billing purposes the allocation of the municipal workload in detachments has been calculated to be 50.7 % Base Services and 49.3 % Calls for Service. The total 2025 Base Services and Calls for Service cost calculation is detailed on the Base Services and Calls for Service Cost Summary included in the municipal billing package.
- 2) Base Services - The cost to each municipality is determined by the number of properties in the municipality and the standard province-wide average cost per property of \$189.44 estimated for 2025. The number of municipal properties is determined based on MPAC data. The calculation of the standard province-wide base cost per property is detailed on Base Services and Calls for Service Cost Summary included in the municipal billing package.
- 3) Calls for Service - The municipality's Calls for Service cost is a proportionate share of the total cost of municipal calls for service costs calculated for the province. A municipality's proportionate share of the costs is based on weighted time standards applied to the historical billable calls for service. The municipality's total weighted time is calculated as a percentage of the total of all municipalities.
- 4) Overtime - Municipalities are billed for overtime resulting from occurrences in their geographic area and a portion of overtime that is not linked specifically to a municipality, such as training. Municipalities are not charged for overtime identified as a provincial responsibility. The overtime activity for the calendar years 2020, 2021, 2022, and 2023 has been analyzed and averaged to estimate the 2025 costs. The costs incorporate the estimated 2025 salary rates and a discount to reflect overtime paid as time in lieu. The overtime costs incurred in servicing detachments for shift shortages have been allocated on a per property basis based on straight time. Please be advised that these costs will be reconciled to actual 2025 hours and salary rates and included in the 2027 Annual Billing Statement.
- 5) Court Security and Prisoner Transportation (CSPT) - Municipalities with court security responsibilities in local courthouses are billed court security costs based on the cost of the staff required to provide designated court security activities. Prisoner transportation costs are charged to all municipalities based on the standard province-wide per property cost. The 2025 costs have been estimated based on the 2023 activity levels. These costs will be reconciled to the actual cost of service required in 2025.

There was no information available about the status of 2025 Court Security Prisoner Transportation Grant Program at the time of the Annual Billing Statement preparation.
- 6) Year-end Adjustment - The 2023 adjustment accounts for the difference between the amount billed based on the estimated cost in the Annual Billing Statement and the reconciled cost in the Year-end Summary. The most significant year-end adjustments are resulting from the cost of actual versus estimated municipal requirements for overtime, contract enhancements and court security.

A7

OPP 2025 Estimated Base Services and Calls for Service Cost Summary
Estimated Costs for the period January 1, 2025 to December 31, 2025

Salaries and Benefits	Positions	Base	Total Base Services and Calls for Service		Base Services	Calls for Service
	FTE	%	\$/FTE	\$	\$	\$
Uniform Members	<i>Note 1</i>					
Inspector	26.56	100.0	187,318	4,975,177	4,975,177	-
Staff Sergeant-Detachment Commander	8.60	100.0	156,717	1,347,770	1,347,770	-
Staff Sergeant	38.53	100.0	168,657	6,498,335	6,498,335	-
Sergeant	226.23	50.7	143,480	32,459,478	16,460,024	15,999,454
Constable	1,618.15	50.7	120,835	195,529,705	99,147,813	96,381,892
Part-Time Constable	11.97	50.7	91,572	1,096,112	555,839	540,272
Total Uniform Salaries	1,930.04			241,906,577	128,984,959	112,921,618
Statutory Holiday Payout			6,207	11,906,411	6,262,929	5,643,483
Shift Premiums			1,129	2,095,821	1,062,740	1,033,081
Uniform Benefits - Inspector			29.47%	1,466,114	1,466,114	-
Uniform Benefits - Full-Time Salaries			36.38%	85,791,541	44,909,750	40,881,790
Uniform Benefits - Part-Time Salaries			18.75%	205,571	104,245	101,326
Total Uniform Salaries & Benefits				343,372,035	182,790,737	160,581,298
Detachment Civilian Members	<i>Note 1</i>					
Detachment Administrative Clerk	164.29	50.7	75,342	12,377,949	6,276,748	6,101,201
Detachment Operations Clerk	3.41	50.7	69,798	238,011	120,750	117,260
Detachment Clerk - Typist	1.74	50.7	62,349	108,488	54,867	53,620
Court Officer - Administration	28.73	50.7	92,124	2,646,719	1,342,245	1,304,474
Crimestoppers Co-ordinator	0.89	50.7	73,240	65,184	32,958	32,226
Cadet	1.62	50.7	51,219	82,974	41,999	40,975
Total Detachment Civilian Salaries	200.68			15,519,324	7,869,568	7,649,757
Civilian Benefits - Full-Time Salaries			36.13%	5,606,608	2,843,009	2,763,599
Total Detachment Civilian Salaries & Benefits				21,125,933	10,712,577	10,413,355
Support Costs - Salaries and Benefits	<i>Note 2</i>					
Communication Operators			6,682	12,896,527	6,782,230	6,114,297
Prisoner Guards			2,061	3,977,812	2,091,915	1,885,897
Operational Support			7,119	13,739,955	7,225,785	6,514,170
RHQ Municipal Support			3,208	6,191,568	3,256,120	2,935,448
Telephone Support			157	303,016	159,355	143,661
Office Automation Support			938	1,810,378	952,070	858,308
Mobile and Portable Radio Support			357	693,298	364,522	328,776
Total Support Staff Salaries and Benefits Costs				39,612,554	20,831,997	18,780,557
Total Salaries & Benefits				404,110,521	214,335,311	189,775,210
Other Direct Operating Expenses	<i>Note 2</i>					
Communication Centre			150	289,506	152,250	137,256
Operational Support			1,112	2,146,204	1,128,680	1,017,524
RHQ Municipal Support			360	694,814	365,400	329,414
Telephone			1,458	2,813,998	1,479,870	1,334,128
Mobile Radio Equipment Repairs & Maintenance			168	326,258	171,540	154,718
Office Automation - Uniform			4,487	8,660,089	4,554,305	4,105,784
Office Automation - Civilian			1,154	231,585	116,485	115,100
Vehicle Usage			10,219	19,723,079	10,372,285	9,350,794
Detachment Supplies & Equipment			1,073	2,070,933	1,089,095	981,838
Uniform & Equipment			2,360	4,583,144	2,409,725	2,173,418
Uniform & Equipment - Court Officer			1,037	29,793	15,109	14,684
Total Other Direct Operating Expenses				41,569,403	21,854,744	19,714,660
Total 2025 Municipal Base Services and Calls for Service Cost				\$ 445,679,925	\$ 236,190,055	\$ 209,489,870
Total OPP-Policed Municipal Properties					1,246,809	
Base Services Cost per Property					\$ 189.44	

23

A7

OPP 2025 Estimated Base Services and Calls for Service Cost Summary

Estimated Costs for the period January 1, 2025 to December 31, 2025

Notes:

Total Base Services and Calls for Service Costs are based on the cost of salary, benefit, support and other direct operating expenses for staff providing policing services to municipalities. Staff is measured in full-time equivalent (FTE) units and the costs per FTE are described in the notes below.

- 1) Full-time equivalents (FTEs) are based on average municipal detachment staffing levels for the years 2020 through 2023. Contract enhancements, court security, prisoner transportation and cleaning staff are excluded.

The equivalent of 85.71 FTEs with a cost of \$17,779,996 has been excluded from municipal costs to reflect the average municipal detachment FTEs required for provincially-mandated responsibilities eligible for Provincial Service Usage credit.

Salary rates are based on weighted average rates for municipal detachment staff by rank, level, and classification. The 2025 salaries incorporate the 2025 general salary rate increase set in the 2023 to 2026 OPPA Uniform and Civilian Agreements (uniform and civilian staff - 4.75% in 2023, 4.50% in 2024 and 2.75% in 2025.)

The benefit rates are estimated based on the most recent rates set by the Treasury Board Secretariat, (2024-25). Statutory Holiday Payouts, Shift Premiums, and Benefit costs are subject to reconciliation.

Two new premiums were added in these new agreements: a 3% Frontline Patrol Premium (which applies to Constables and Sergeants in Frontline roles only) and a 3% Second-In-Command Premium (which applies to members when temporarily backfilling a short term platoon command position.) An allowance of \$2,101 per Constable FTE and \$3,330 per Sergeant FTE for the Frontline Patrol Premium and \$76 per Constable FTE for the Second-In-Command premium have been included in the salary rates for Constables and Sergeants. These allowances are subject to reconciliation.

FTEs have been apportioned between Base Services and Calls for Service costs based on the current ratio, 50.7% Base Services : 49.3% Calls for Service.

- 2) Support Staff Costs and Other Direct Operating Expenses for uniform FTEs are calculated on a per FTE basis as per rates set in the 2024 Municipal Policing Cost-Recovery Formula.

24

A7

OPP 2025 Calls for Service Billing Summary

Essa Tp

Estimated costs for the period January 1 to December 31, 2025

Calls for Service Billing Workgroups	Calls for Service Count					2025 Average Time Standard	Total Weighted Time	% of Total Provincial Weighted Time	2025 Estimated Calls for Service Cost
	2020	2021	2022	2023	Four Year Average				
					A	B	C = A * B		
	Note 1							Note 2	Note 3
Drug Possession	14	21	7	12	14	5.9	80	0.0044%	9,162
Drugs	8	8	6	4	7	88.1	573	0.0314%	65,871
Operational	1,245	1,311	1,144	1,234	1,234	3.9	4,811	0.2641%	553,357
Operational 2	304	294	250	316	291	1.7	495	0.0272%	56,904
Other Criminal Code Violations	49	55	51	50	51	7.1	364	0.0200%	41,856
Property Crime Violations	276	277	227	256	259	6.2	1,606	0.0882%	184,711
Statutes & Acts	202	203	236	204	211	3.5	739	0.0406%	85,048
Traffic	308	281	386	302	319	3.8	1,213	0.0666%	139,546
Violent Criminal Code	105	135	147	154	135	14.8	2,002	0.1099%	230,251
Municipal Totals	2,511	2,585	2,454	2,532	2,521		11,882	0.6524%	\$1,366,706

Provincial Totals (Note 4)

Calls for Service Billing Workgroups	Calls for Service Count					2025 Average Time Standard	Total Weighted Time	% of Total Provincial Weighted Time	2025 Estimated Calls for Service Cost
	2020	2021	2022	2023	Four Year Average				
					A	B	C = A * B		
	Note 1							Note 2	Note 3
Drug Possession	2,803	2,979	2,483	2,363	2,657	5.9	15,676	0.8608%	1,803,207
Drugs	1,127	1,050	797	920	974	88.1	85,765	4.7092%	9,865,380
Operational	178,171	180,823	176,502	180,423	178,980	3.9	698,021	38.3272%	80,291,662
Operational 2	48,046	48,395	46,304	47,019	47,441	1.7	80,650	4.4283%	9,276,939
Other Criminal Code Violations	12,123	12,103	12,206	12,931	12,341	7.1	87,619	4.8110%	10,078,638
Property Crime Violations	46,799	47,403	48,878	49,446	48,132	6.2	298,415	16.3855%	34,325,987
Statutes & Acts	31,261	32,888	32,697	34,047	32,723	3.5	114,531	6.2887%	13,174,266
Traffic	32,067	34,757	38,776	32,713	34,578	3.8	131,397	7.2148%	15,114,318
Violent Criminal Code	19,343	20,055	21,513	22,640	20,888	14.8	309,139	16.9743%	35,559,474
Provincial Totals	371,740	380,453	380,156	382,502	378,713		1,821,214	100%	\$209,489,870

Notes to Calls for Service Billing Summary

- 1) Displayed without decimal places, exact numbers used in calculations
- 2) Displayed to four decimal places, nine decimal places used in calculations
- 3) Total costs rounded to zero decimals
- 4) Provincial Totals exclude data for dissolutions and post-2021 municipal police force amalgamations.

This page intentionally left blank

A7

OPP 2025 Calls for Service Details

Essa Tp

For the calendar years 2020 to 2023

Calls for Service Billing Workgroups	Calls for Service Count				Four Year Average
	2020	2021	2022	2023	
Grand Total	2,511	2,585	2,454	2,532	2,520.50
Drug Possession	14	21	7	12	13.50
Drug Related Occurrence	7	12	6	4	7.25
Possession - Cocaine	1	2	0	5	2.00
Possession - Methamphetamine (Crystal Meth)	0	3	0	0	0.75
Possession - Opioid (other than heroin)	2	4	0	1	1.75
Possession - Other Controlled Drugs and Substances Act	3	0	1	2	1.50
Possession of > 4 budding or flowering cannabis plants	1	0	0	0	0.25
Drugs	8	8	6	4	6.50
Distribution > 30g dried cannabis (or equivalent) - adult	1	0	0	0	0.25
Drug Operation - Commercial Grow Outdoor	0	1	0	0	0.25
Sale of cannabis to youth	1	0	0	0	0.25
Trafficking - Cocaine	2	5	3	2	3.00
Trafficking - Heroin	1	0	0	1	0.50
Trafficking - Methamphetamine (Crystal Meth)	0	0	1	0	0.25
Trafficking - Opioid (other than heroin)	1	0	0	0	0.25
Trafficking - Other Controlled Drugs and Substances Act	2	2	2	1	1.75
Operational	1,245	1,311	1,144	1,234	1,233.50
Accident - non-MVC - Construction Site	1	0	0	1	0.50
Accident - non-MVC - Industrial	1	0	0	1	0.50
Accident - non-MVC - Master Code	0	0	0	2	0.50
Accident - non-MVC - Public Property	0	0	1	0	0.25
Accident - non-MVC - Residential	0	1	0	0	0.25
Alarm - Others	0	1	0	0	0.25
Animal - Bite	3	7	3	9	5.50
Animal - Dog Owners Liability Act	5	2	2	2	2.75
Animal - Injured	10	11	15	12	12.00
Animal - Left in Vehicle	4	6	7	7	6.00
Animal - Master Code	3	2	1	4	2.50
Animal - Other	5	6	5	9	6.25
Animal - Rabid	0	1	0	0	0.25
Animal - Stray	20	16	18	13	16.75
Assist Fire Department	16	5	6	8	8.75
Assist Public	298	381	212	248	284.75
Bomb Threat	0	0	0	1	0.25
By-Law - Master Code	1	6	0	1	2.00
Distressed / Overdue Motorist	4	1	1	5	2.75
Dogs By-Law	3	4	0	2	2.25
Domestic Disturbance	164	160	137	167	157.00
Family Dispute	100	103	134	135	118.00
Fire - Building	12	7	14	15	12.00
Fire - Other	8	3	3	2	4.00
Fire - Vehicle	5	5	7	7	6.00
Firearms (Discharge) By-Law	1	0	0	0	0.25
Fireworks By-Law	1	1	1	1	1.00

27

OPP 2025 Calls for Service Details

Essa Tp

For the calendar years 2020 to 2023

Calls for Service Billing Workgroups	Calls for Service Count				Four Year Average
	2020	2021	2022	2023	
Found - Bicycles	0	1	0	0	0.25
Found - Gun	0	0	0	1	0.25
Found - Household Property	0	0	2	0	0.50
Found - License Plate	0	1	0	2	0.75
Found - Others	2	8	0	2	3.00
Found - Personal Accessories	1	0	1	0	0.50
Found Property - Master Code	32	25	21	22	25.00
Insecure Condition - Building	0	1	1	0	0.50
Insecure Condition - Master Code	1	2	7	1	2.75
Lost - Accessible Parking Permit	0	1	0	0	0.25
Lost - Household Property	0	0	1	0	0.25
Lost - License Plate	2	1	3	0	1.50
Lost - Others	0	0	1	0	0.25
Lost - Personal Accessories	1	1	1	1	1.00
Lost Property - Master Code	9	10	15	11	11.25
Medical Assistance - Other	0	1	1	0	0.50
Missing Person - Master Code	0	0	1	1	0.50
Missing Person 12 & older	8	6	9	10	8.25
Missing Person Located 12 & older	5	3	19	18	11.25
Missing Person Located Under 12	2	0	1	3	1.50
Missing Person under 12	3	1	0	2	1.50
Neighbour Dispute	67	77	81	87	78.00
Noise By-Law	3	2	0	0	1.25
Noise Complaint - Animal	10	3	6	13	8.00
Noise Complaint - Master Code	73	91	76	58	74.50
Noise Complaint - Others	6	4	1	0	2.75
Noise Complaint - Residence	3	3	2	0	2.00
Other Municipal By-Laws	24	14	10	7	13.75
Overdose/Suspected Overdose	0	2	0	0	0.50
Overdose/Suspected Overdose -Opioid Related	0	3	1	0	1.00
Phone - Master Code	1	0	0	3	1.00
Phone - Nuisance - No Charges Laid	0	1	8	4	3.25
Phone - Obscene - No Charges Laid	0	0	0	1	0.25
Phone - Threatening - No Charges Laid	0	3	1	3	1.75
Protest - Demonstration	0	1	0	0	0.25
Sudden Death - Accidental	0	0	1	2	0.75
Sudden Death - Apparent Overdose/Overdose	0	0	3	3	1.50
Sudden Death - Natural Causes	13	18	17	18	16.50
Sudden Death - Others	5	1	4	1	2.75
Sudden Death - Suicide	3	0	1	4	2.00
Suspicious Person	118	129	97	133	119.25
Suspicious vehicle	75	64	66	66	67.75
Swatting - Electronic Communication	0	0	0	1	0.25
Traffic By-Law	1	3	3	2	2.25
Trouble with Youth	44	48	61	58	52.75

A7

OPP 2025 Calls for Service Details

Essa Tp

For the calendar years 2020 to 2023

Calls for Service Billing Workgroups	Calls for Service Count				Four Year Average
	2020	2021	2022	2023	
Unwanted Persons	62	49	48	40	49.75
Vehicle Recovered - All Terrain Vehicles	0	1	0	0	0.25
Vehicle Recovered - Automobile	2	2	6	2	3.00
Vehicle Recovered - Master Code	1	1	0	1	0.75
Vehicle Recovered - Other	2	0	0	0	0.50
Vehicle Recovered - Trucks	1	0	0	1	0.50
Operational 2	304	294	250	316	291.00
911 call - Dropped Cell	79	66	54	66	66.25
911 call / 911 hang up	48	69	21	48	46.50
911 hang up - Pocket Dial	0	0	0	2	0.50
False Alarm - Malfunction	0	1	0	0	0.25
False Alarm - Others	84	52	85	80	75.25
False Holdup Alarm - Accidental Trip	6	14	14	6	10.00
Keep the Peace	87	92	76	114	92.25
Other Criminal Code Violations	49	55	51	50	51.25
Animals - Cruelty	0	0	1	0	0.25
Bail Violations - Breach of Recognizance	2	0	1	1	1.00
Bail Violations - Fail To Comply	15	24	14	16	17.25
Bail Violations - Master Code	0	1	0	2	0.75
Bail Violations - Others	0	1	1	1	0.75
Breach of Firearms regulation - Unsafe Storage	0	0	0	1	0.25
Breach of Probation	4	6	6	3	4.75
Child Pornography - Making or distributing	0	0	0	1	0.25
Child Pornography - Other	0	0	1	0	0.25
Child Pornography - Possess child pornography	2	0	0	0	0.50
Counterfeit Money - Master Code	1	0	1	0	0.50
Counterfeit Money - Others	0	0	1	0	0.25
Disobey court order / Misconduct executing process	1	0	0	0	0.25
Disturb the Peace	9	6	7	14	9.00
Indecent acts - Master Code	0	0	0	3	0.75
Nudity - public/private property	0	1	0	0	0.25
Obstruct Justice / Fabricate Evidence	0	1	0	0	0.25
Obstruct Public Peace Officer	0	0	2	0	0.50
Offences Related to Currency	0	0	0	1	0.25
Offensive Weapons - Careless use of firearms	0	1	0	0	0.25
Offensive Weapons - Carry concealed	0	0	1	0	0.25
Offensive Weapons - In Vehicle	1	0	1	0	0.50
Offensive Weapons - Other Offensive Weapons	4	1	0	2	1.75
Offensive Weapons - Other Weapons Offences	3	2	3	1	2.25
Offensive Weapons - Possession of Weapons	1	1	1	2	1.25
Personate Peace Officer	0	1	0	0	0.25
Possess Firearm while prohibited	1	0	0	0	0.25
Possession of Burglary Tools	1	0	0	0	0.25
Possession Of Counterfeit Money	3	1	0	0	1.00
Public Mischief - mislead peace officer	0	4	0	1	1.25

29

A7

OPP 2025 Calls for Service Details
Essa Tp
For the calendar years 2020 to 2023

Calls for Service Billing Workgroups	Calls for Service Count				Four Year Average
	2020	2021	2022	2023	
Public Morals	0	1	0	0	0.25
Trespass at Night	0	2	9	1	3.00
Uttering Counterfeit Money	1	1	1	0	0.75
Property Crime Violations	276	277	227	256	259.00
Arson - Auto	0	1	0	1	0.50
Arson - Building	0	1	1	0	0.50
Arson - Others	0	5	0	1	1.50
Break & Enter	24	22	23	16	21.25
Break & Enter - Firearms	0	1	0	0	0.25
Fraud - Account closed	0	1	0	0	0.25
Fraud - False Pretence Over \$5,000	0	1	1	0	0.50
Fraud - False Pretence Under \$5,000	0	0	4	2	1.50
Fraud - Forgery & Uttering	2	2	2	2	2.00
Fraud - Fraud through mails	0	1	0	0	0.25
Fraud - Master Code	6	5	6	13	7.50
Fraud - Money/property/security Over \$5,000	8	6	6	20	10.00
Fraud - Money/property/security Under \$5,000	14	20	12	18	16.00
Fraud - Other	15	16	14	22	16.75
Fraud - Steal/Forge/Poss./Use Credit Card	5	2	5	4	4.00
Fraud - Transportation	2	2	1	1	1.50
Identity Fraud	2	3	3	3	2.75
Identity Theft	1	0	0	0	0.25
Interfere with lawful use, enjoyment of property	2	0	1	2	1.25
Mischief	46	55	27	43	42.75
Mischief Graffiti - Non-Gang Related	5	1	0	0	1.50
Personation with Intent (fraud)	0	1	0	2	0.75
Possession of Stolen Goods over \$5,000	1	1	2	1	1.25
Possession of Stolen Goods under \$5,000	2	1	2	0	1.25
Property Damage	4	10	4	7	6.25
Theft Over - Master Code	2	0	0	3	1.25
Theft from Motor Vehicles Over \$5,000	0	2	1	2	1.25
Theft from Motor Vehicles Under \$5,000	32	19	20	14	21.25
Theft of - All Terrain Vehicles	1	2	1	0	1.00
Theft of - Automobile	5	3	4	4	4.00
Theft of - Construction Vehicles	0	0	1	0	0.25
Theft of - Mail	0	2	1	0	0.75
Theft of - Motorcycles	0	0	1	0	0.25
Theft of - Other Motor Vehicles	1	0	0	1	0.50
Theft of - Snow Vehicles	0	1	1	1	0.75
Theft of - Trucks	3	2	2	3	2.50
Theft of Motor Vehicle	6	9	10	9	8.50
Theft Over \$5,000 - Bicycles	0	0	0	1	0.25
Theft Over \$5,000 - Other Theft	2	1	3	0	1.50
Theft Over \$5,000 - Trailers	0	0	1	2	0.75
Theft Under \$5,000 - Bicycles	2	5	2	0	2.25

A7

OPP 2025 Calls for Service Details

Essa Tp

For the calendar years 2020 to 2023

Calls for Service Billing Workgroups	Calls for Service Count				Four Year Average
	2020	2021	2022	2023	
Theft Under \$5,000 - Boat (Vessel)	1	0	0	0	0.25
Theft Under \$5,000 - Construction Site	2	0	0	0	0.50
Theft Under \$5,000 - Farm Agricultural Livestock	1	0	0	0	0.25
Theft Under \$5,000 - Gasoline Drive-off	12	17	9	10	12.00
Theft Under \$5,000 - Master Code	8	11	16	6	10.25
Theft Under \$5,000 - Other Theft	28	26	24	17	23.75
Theft Under \$5,000 - Persons	0	2	3	3	2.00
Theft Under \$5,000 - Trailers	1	0	2	0	0.75
Theft Under \$5,000 Shoplifting	29	17	11	22	19.75
Unlawful in a dwelling house	1	0	0	0	0.25
Statutes & Acts	202	203	236	204	211.25
Custody Dispute	1	0	0	0	0.25
Family Law Act - Other	0	0	0	1	0.25
Landlord / Tenant	26	34	35	40	33.75
Mental Health Act	41	55	114	57	66.75
Mental Health Act - Apprehension	5	25	21	15	16.50
Mental Health Act - Attempt Suicide	12	8	10	12	10.50
Mental Health Act - No contact with Police	5	3	6	11	6.25
Mental Health Act - Placed on Form	16	10	6	6	9.50
Mental Health Act - Threat of Suicide	19	17	11	16	15.75
Mental Health Act - Voluntary Transport	23	10	16	7	14.00
Trespass To Property Act	54	41	17	39	37.75
Traffic	308	281	386	302	319.25
MVC - Fatal (Motor Vehicle Collision)	1	0	1	0	0.50
MVC - Others (Motor Vehicle Collision)	4	4	1	5	3.50
MVC - Pers. Inj. Failed to Remain (Motor Vehicle Collision)	0	0	0	2	0.50
MVC - Personal Injury (Motor Vehicle Collision)	34	26	40	20	30.00
MVC - Prop. Dam. Failed to Remain (Motor Vehicle Collision)	9	18	18	17	15.50
MVC - Prop. Dam. Non Reportable (Motor Vehicle Collision)	86	68	94	97	86.25
MVC - Prop. Dam. Reportable (Motor Vehicle Collision)	169	164	229	161	180.75
MVC (Motor Vehicle Collision) - Master Code	5	1	2	0	2.00
Road Rage	0	0	1	0	0.25
Violent Criminal Code	105	135	147	154	135.25
Abandon Child	0	0	1	0	0.25
Aggravated Assault - Level 3	0	1	0	0	0.25
Arson - Disregard for Human Life	0	0	2	0	0.50
Assault - Level 1	25	47	50	54	44.00
Assault Peace Officer	3	1	1	1	1.50
Assault With Weapon or Causing Bodily Harm - Level 2	15	13	19	14	15.25
Attempted Murder	0	1	0	0	0.25
Conspire to Commit Murder	0	0	1	0	0.25
Criminal Harassment	8	12	15	20	13.75
Criminal Harassment - Offender Unknown	1	3	0	1	1.25
Discharge Firearm with Intent	0	0	1	0	0.25
Extortion	0	0	1	0	0.25

31

A7

OPP 2025 Calls for Service Details

Essa Tp

For the calendar years 2020 to 2023

Calls for Service Billing Workgroups	Calls for Service Count				Four Year Average
	2020	2021	2022	2023	
Forcible confinement	1	3	0	2	1.50
Indecent / Harassing Communications	4	1	9	7	5.25
Invitation to Sexual Touching	0	1	2	0	0.75
Mischief - Cause Danger to Life	1	0	0	0	0.25
Non-Consensual Distribution of Intimate Images	2	2	2	0	1.50
Other Assaults / Admin Noxious thing	0	0	0	1	0.25
Pointing a Firearm	1	0	0	1	0.50
Robbery - Master Code	1	2	0	2	1.25
Robbery - Other	0	1	0	2	0.75
Robbery - Pursesnatch With Violence	0	0	2	0	0.50
Robbery - With Threat of Violence	0	0	1	0	0.25
Sexual Assault	22	18	15	18	18.25
Sexual Assault With a Weapon	0	0	2	0	0.50
Sexual Exploitation	0	1	0	0	0.25
Sexual Interference	5	2	2	4	3.25
Using firearm (or imitation) in commission of offence	2	1	0	0	0.75
Utter Threats - Master Code	1	3	4	3	2.75
Utter Threats to Person	13	22	16	23	18.50
Voyeurism	0	0	1	1	0.50

A7

OPP 2025 Estimated Contract Enhancement Cost Summary
Adjala-Tosorontio/Essa/New Tecumseth Tp
Estimated cost for the period January 1 to December 31, 2025

2024 Cost Recovery Formula

Salaries and Benefits

		<u>Positions</u>	<u>\$/FTE</u>	<u>\$ Total</u>
Uniform Members	Note 1			
Sergeant		2.00	143,480	286,960
Constable		3.00	120,835	362,506
Total Uniform Salaries		5.00		649,466
Statutory Holiday Payout			6,207	31,037
Shift Premiums			1,129	5,645
Uniform Benefits - Full-Time Salaries			36.38%	236,261
Total Uniform Salaries & Benefits				922,410
Detachment Civilian Members	Note 1			
Detachment Administrative Clerk	Full-time	1.00	75,342	75,342
Total Detachment Civilian Salaries		1.00		75,342
Civilian Benefits - Full-Time Salaries			36.13%	27,219
Total Detachment Civilian Salaries & Benefits				102,561
Support Costs - Salaries and Benefits				
Communication Operators			6,682	33,410
Prisoner Guards			2,061	10,305
Operational Support			7,119	35,595
RHQ Municipal Support			3,208	16,040
Telephone Support			157	785
Office Automation Support			938	4,690
Mobile and Portable Radio Support			357	1,785
Total Support Staff Salaries and Benefits Costs				102,610
Total Salaries & Benefits				1,127,580
Other Direct Operating Expenses				
Communication Centre			150	750
Operational Support			1,112	5,560
RHQ Municipal Support			360	1,800
Telephone			1,458	7,290
Mobile Radio Equipment Repairs & Maintenance			168	840
Office Automation - Uniform			4,487	22,435
Office Automation - Civilian			1,154	1,154
Vehicle Usage			10,219	51,095
Detachment Supplies & Equipment			1,073	5,365
Uniform & Equipment			2,360	11,800
Additional Municipally Leased Desktop Computer	Note 2		1,028	1,028
Total Other Direct Operating Expenses				109,117
Total 2025 Estimated Enhancement Cost	Note 3			\$ 1,236,697
Total OPP-Policed Properties				29,270
Cost Per Property				\$ 42.25

A7

OPP 2025 Estimated Contract Enhancement Cost Summary

Adjala-Tosorontio/Essa/New Tecumseth Tp

Estimated cost for the period January 1 to December 31, 2025

Notes:

- 1) Salary rates are based on weighted average rates for municipal detachment staff by rank, level, and classification. The 2025 salaries incorporate the 2025 general salary rate increase set in the 2023 to 2026 OPPA Uniform and Civilian Agreements (uniform and civilian staff - 4.75% in 2023, 4.50% in 2024 and 2.75% in 2025.) In 2025, the reconciliation for hours of service provided will be based on the updated availability factor of 1,381 hours per year.
- 2) Additional Municipally Leased Desktop Computers includes one (1) desktop computer which was previously under a separate agreement with the OPP IT Section, at the current Cost-Recovery Formula rate of \$1,028 each.
- 3) Costs are allocated to contract members based on property counts. See table below:

Municipality	Property Count	%	Enhancement cost
Adjala-Tosorontio Tp	4,242	14.49%	179,230
Essa Tp	7,914	27.04%	334,377
New Tecumseth T	17,114	58.47%	723,090
Total	29,270	100.00%	1,236,697

34

A7

OPP 2023 Reconciled Year-End Summary - Revised
 Essa Tp
 Reconciled cost for the period January 1 to December 31, 2023

			<u>Cost per Property \$</u>	<u>Reconciled Cost \$</u>	<u>Estimated Cost \$</u>
Base Service	Property Counts				
	Household	7,629			
	Commercial and Industrial	190			
	Total Properties	<u>7,819</u>	174.11	1,361,404	1,295,311
Calls for Service					
	Total all municipalities	187,830,598			
	Municipal portion	0.6587%	158.23	1,237,198	1,176,246
Overtime			22.62	176,903	120,027
Contract Enhancements	(see summary)		41.75	326,438	312,056
Prisoner Transportation	(per property cost)		1.45	11,338	9,148
Accommodation/Cleaning Services	(per property cost)		5.06	39,564	38,079
Total 2023 Costs			403.23	3,152,845	2,950,867
Discount on 2023 Reconciled Costs	(see notes)		(24.70)	(193,150)	-
Total Revised 2023 Costs			<u>378.53</u>	<u>2,959,695</u>	<u>2,950,867</u>
2023 Billed Amount				<u>2,950,866</u>	
2023 Revised Year-End-Adjustment				<u><u>8,829</u></u>	

Notes

The discount on 2023 Reconciled Costs was calculated by first applying a 44% discount to reconciled OT costs, and then applying a 3.75% discount to the total reconciled costs (after the OT discount had been applied).

The Year-End Adjustment above is included as an adjustment on the 2025 Billing Statement.

This page intentionally left blank

A7

OPP 2023 Reconciled Contract Enhancement Cost Summary
Adjala-Tosorontio/Essa/New Tecumseth Tp
Reconciled cost for the period January 1 to December 31, 2023

2022 Cost Recovery Formula

Salaries and Benefits

		Positions	\$/FTE	Total \$
Uniform Members	Note 1			
Sergeant		2.00	130,812	261,623
Constable		3.00	111,708	335,125
Total Uniform Salaries		5.00		596,749
Statutory Holiday Payout			5,240	26,202
Shift Premiums			1,129	5,645
Uniform Benefits - Full-Time Salaries			34.81%	207,721
Total Uniform Salaries & Benefits				836,317
Detachment Civilian Members	Note 1			
Detachment Administrative Clerk	Full-time	1.96	70,324	137,834
Total Detachment Civilian Salaries		1.96		137,834
Civilian Benefits - Full-Time Salaries			35.00%	48,236
Total Detachment Civilian Salaries & Benefits				186,070
Support Costs - Salaries and Benefits				
Communication Operators			6,698	33,490
Prisoner Guards			2,074	10,370
Operational Support			5,604	28,020
RHQ Municipal Support			2,713	13,565
Telephone Support			131	655
Office Automation Support			680	3,400
Mobile and Portable Radio Support			250	1,250
Total Support Staff Salaries and Benefits Costs				90,750
Total Salaries & Benefits				1,113,137
Other Direct Operating Expenses				
Communication Centre			147	735
Operational Support			991	4,955
RHQ Municipal Support			122	610
Telephone			1,496	7,480
Mobile Radio Equipment Repairs & Maintenance			56	280
Office Automation - Uniform			2,282	11,410
Office Automation - Civilian			1,490	2,920
Vehicle Usage			8,999	44,995
Detachment Supplies & Equipment			406	2,030
Uniform & Equipment			2,105	10,525
Additional Municipally Leased Desktop Computer	Note 2		370	370
Total Other Direct Operating Expenses				86,310
Sub-Total Enhancement Cost				\$ 1,199,448
Contractual Hours Reduction, If Applicable	Note 3			(4,040)
Total 2023 Reconciled Enhancement Cost	Note 4			\$ 1,195,408

A7

OPP 2023 Reconciled Contract Enhancement Cost Summary
Adjala-Tosorontio/Essa/New Tecumseth Tp
Reconciled cost for the period January 1 to December 31, 2023

Notes:

- 1) Salary rates are based on weighted average rates for municipal detachment staff by rank, level and classification. The 2022 salaries incorporate the 2023 general salary rate increases set in the 2023 to 2026 OPPA Uniform and Civilian Collective Agreements, (uniform and civilian staff - 4.75%). The benefit rates are based on the most recent rates set by the Treasury Board Secretariat, (2023-24).
- 2) Additional Municipally Leased Computers includes one (1) desktop computer which was previously under a separate agreement with the OPP IT Section, at the current Cost-Recovery Formula rate of \$370 each.
- 3) The municipality receives an under hours credit in the amount of \$4,040. This credit is calculated using the number of hours below as follows: minimum hours required in contract, 6,905 contractual hours less 6,877 hours provided = shortfall of 28 hours, divided by the total contractual hours multiplied by the total uniform policing costs exclusive of overtime: \$1,010,087.

Contractual Hours Calculation

Billable Uniform Contract Enhancement Hours Worked		7,745	
Calls For Service Hours Removed		(867)	
Total Uniform Enhancement Hours Worked in Contract		6,877	
Minimum Hours Required in Contract	5.00 FTEs x 1381	6,905	
Total Hours Below Minimum Hours Required		(28)	
Total Percentage Reduction (28 / 6905)		0.40%	
X (Uniform Salaries + Uniform related ODOE)	X	1,010,087	
Reduction Applied:		\$ (4,040)	

- 4) Costs are allocated to contract members based on property counts. See table below:

Municipality	Property Count	%	Enhancement cost
Adjala-Tosorontio Tp	4,226	14.76%	176,433
Essa Tp	7,819	27.31%	326,438
New Tecumseth T	16,588	57.93%	692,538
Total	28,633	100.00%	1,195,408

**Ministry of
Municipal Affairs
and Housing**

Office of the Minister

777 Bay Street, 17th Floor
Toronto ON M7A 2J3
Tel.: 416 585-7000

**Ministère des
Affaires municipales
et du Logement**

Bureau du ministre

777, rue Bay, 17^e étage
Toronto (Ontario) M7A 2J3
Tél. : 416 585-7000



234-2024-5801

December 12, 2024

Dear Head of Council,

I am pleased to inform you of the introduction of the proposed Municipal Accountability Act, 2024 on December 12, 2024, which, if passed, would make changes to the *Municipal Act, 2001* and *City of Toronto Act, 2006* to strengthen the municipal code of conduct and integrity commissioner framework.

I appreciate the valuable feedback we have received from municipalities and share your commitment to safe and respectful workplaces. The proposed changes, if passed, would:

- enable the creation of a standard municipal code of conduct and standard municipal integrity commissioner investigation processes to help ensure consistency across all Ontario municipalities;
- create a role for the Integrity Commissioner of Ontario in municipal code of conduct and integrity commissioner matters, including providing training to municipal integrity commissioners; and
- establish a mechanism to remove and disqualify members of council and certain local boards for a period of four years for the most serious code of conduct violations following a recommendation from the local integrity commissioner, a concurring report from the Integrity Commissioner of Ontario, and a unanimous vote of council.

In the coming months, I will want to hear your feedback on the Bill as well as other matters regarding local accountability regimes. I look forward to seeing many of you at the upcoming Rural Ontario Municipal Association conference, where we will have the opportunity to discuss these changes and other matters of importance to your communities.

If passed, important work to develop the regulations to support this new framework would lie ahead, and I remain committed to engaging with you throughout that process. Our intention is to have these changes in effect for the new term of councils beginning in Fall 2026 to ensure there is adequate opportunity for local implementation.


Asa

-2-

For more information on these amendments, please see the [news release](#). To share your comments on the proposed legislation, please see a posting on the [Regulatory Registry](#) that will be open for comments for 60 days.

If you have any questions regarding these new provisions, please contact your local [Municipal Services Office](#) with the Ministry of Municipal Affairs and Housing.

Sincerely,



Hon. Paul Calandra
Minister of Municipal Affairs and Housing

- c: Jessica Lippert, Chief of Staff
Owen Macri, Deputy Chief of Staff
Martha Greenberg, Deputy Minister
Caspar Hall, Assistant Deputy Minister, Local Government Division
Sean Fraser, Assistant Deputy Minister, Municipal Services Division
Municipal Clerks and CAOs

Ontario Introducing Legislation to Strengthen Local Governance

New measures would establish a standardized municipal code of conduct and advance Peel Region transition

December 12, 2024

[Municipal Affairs and Housing](#)

TORONTO — Today, the Ontario government [introduced legislation](#) that would, if passed, strengthen municipal governance and accountability as well as give Mississauga, Brampton and Caledon the tools they need to provide high-quality services to local taxpayers as these municipalities continue to grow.

Ontario is proposing changes through the *Municipal Accountability Act, 2024* that, if passed, would enable the creation of a new, standardized municipal code of conduct, an integrity commissioner inquiry process that would be consistent throughout the province, and mandatory code of conduct training for members of council and certain local boards.

“We had to make sure we got this right, which is why we worked with Ontario’s Integrity Commissioner to find the best path forward to create a standardized code of conduct process across the province,” said Paul Calandra, Minister of Municipal Affairs and Housing. “This process will support consistent accountability across our municipalities.”

If passed, the changes would include a penalty of removing and disqualifying a member from office if they are in serious violation of the proposed code. Removal and disqualification could only occur upon the recommendation of the municipal integrity commissioner, a concurring report from the Integrity Commissioner of Ontario and a unanimous vote of council, with the exception of the member who is the subject of the report, members whose absence is approved by council or members who have a financial conflict of interest under the [Municipal Conflict of Interest Act](#).

The government also introduced the *Peel Transition Implementation Act, 2024* which would, if passed, transfer the delivery of key public works services from the Region of Peel to Mississauga, Brampton and Caledon. The proposed changes, which

A96

would provide these municipalities with greater independence to meet the needs of their growing communities, include transferring jurisdiction and responsibility for the following services, effective July 1, 2026:

- Regional roads and associated stormwater infrastructure, including ownership and maintenance responsibilities, from the Region of Peel to Mississauga, Brampton and Caledon.
- Waste collection services and two community recycling centres located in Mississauga from the Region of Peel to the City of Mississauga.

These changes would build on the previously enacted transfer of land-use planning responsibilities to Mississauga, Brampton and Caledon on July 1, 2024.

To support the Region of Peel and the municipalities through this important transition, Ontario's Provincial Land and Development Facilitator (PLDF) advisory agency will work with the municipalities to facilitate the process for service transfers. The costs of the PLDF's services will be covered by the province.

The proposed changes in the *Peel Transition Implementation Act, 2024* came through engagement with a wide range of stakeholders beginning in summer 2023, including the affected municipalities, provincial ministries, industry groups, community agencies and subject matter experts, led by the Peel Region Transition Board.

Quick Facts

- Transfer of waste collection services to Brampton and Caledon remains open for future consideration.
- The government is continuing to explore potential options for the transfer of water/wastewater services from Peel Region with any future outcome maintaining public ownership.
- The Peel Region Transition Board, which was appointed to make recommendations to the Minister of Municipal Affairs and Housing on the transfer of key public works services from the Region of Peel to Mississauga, Brampton and Caledon, will be dissolved effective December 31, 2024.
- Ontario is also supporting local planning priorities by transferring land-use planning responsibilities from Durham and Waterloo regions and giving primary responsibility to the local municipalities within these regions, effective January 1, 2025. Niagara Region would have these responsibilities transferred as of March 31, 2025.

"Municipal councils in Ontario have asked for legislation that holds elected officials to a higher standard of accountability. If passed, this bill would deliver on ensuring that as members of council, we are living up to the trust that residents put in us. We commend Minister Calandra for getting to this point."

- Robin Jones

AMO President and Mayor of Westport

Additional Resources

[Ontario Supporting Stronger Local Governance](#)

[Municipal Accountability Act, 2024 consultation on the Regulatory Registry](#)

[Peel Transition Implementation Act, 2024 consultation on the Environmental Registry of Ontario](#)

Related Topics

Government

Learn about the government services available to you and how government works.

[Learn more](#)

Home and Community

Information for families on major life events and care options, including marriage, births and child care. Also includes planning resources for municipalities. [Learn](#)

[more](#)

Media Contacts

Emma Testani

Minister's Office

Emma.Testani@ontario.ca

Communications Branch

Mma.media@ontario.ca

A8c

**Ministry of
Municipal Affairs
and Housing**

Office of the Minister

777 Bay Street, 17th Floor
Toronto ON M7A 2J3
Tel.: 416 585-7000

**Ministère des
Affaires municipales
et du Logement**

Bureau du ministre

777, rue Bay, 17^e étage
Toronto (Ontario) M7A 2J3
Tél. : 416 585-7000



234-224-5838

December 13, 2024

Dear Head of Council:

Our government recently announced that we are better protecting community safety and making investments to further support homelessness prevention and provide people living in encampments with access to reasonable alternative accommodation. With this [announcement](#), we are responding to the calls for action to address encampments in our communities and restore safety to public spaces.

We are taking a strategic approach to increase resources to support and provide more long-term stable housing and temporary accommodations for those living in encampments, including:

- **\$5.5 million** to top-up the **Canada-Ontario Housing Benefit (COHB)** to immediately free-up emergency shelter spaces for people living in encampments by helping people living in shelters move into longer-term housing.
- **\$20 million** to expand shelter capacity and create additional temporary accommodation spaces, like tiny modular units and climate-controlled semi-permanent structures, to provide people living in encampments with accessible alternative living options
- **\$50 million** in last-mile funding for ready-to-build long-term affordable housing projects across the province. This funding will be allocated based on how close a project is to completion, as well as its value for money, to help projects near completion but, in need of targeted additional funding, to open their doors faster.

Let me be clear that it is my expectation that this funding is tied to clearing out encampments. The intent is to provide funding to municipalities that demonstrate their commitment to and show results in winding down these sites. **In order for your municipality to be considered for additional funding, the Ministry must receive a written pledge from the local Service Manager to use the funds towards ending encampments in your region.**

The additional funding will be supported by new reporting and accountability requirements to ensure these funds support the shared provincial and municipal goal of ending encampments by providing safe and stable housing for people at risk of homelessness. I encourage you to work closely with municipal and community partners in the coming weeks. Please share eligible funding proposals with your Service Manager, who is to forward these to the Ministry for our consideration.

ABC

This investment complements:

- proposed amendments to the *Trespass to Property Act*, which applies to private businesses, offices, stores, hotels, parks, and vacant land.
- These amendments, if passed, will enhance penalties for people who deliberately and continually break the law by adding the new aggravating factors of continuous trespassing and the likelihood to reoffend.
- the new *Restricting Public Consumption of Illegal Substances Act, 2024* that will, if passed, allow police officers and other provincial offences officers to direct individuals to stop using illegal substances or to leave the public space. This will allow them to issue a ticket or arrest someone who does not comply, providing an important additional tool to stop the consumption of illegal drugs in public spaces.

While these new tools address public safety directly, we know these additional investments in shelter and housing are critical for people to move along their journey to stable housing and will move us closer to our long-term goals of everyone having a place to call home.

Our government is working with all our partners across the province to keep the most vulnerable members of our society safe and housed. Ontario has dedicated \$700 million annually since 2023 to address homelessness through the Homelessness Prevention Program and the Indigenous Supportive Housing Program. This funding is part of the nearly \$1.7 billion Ontario invested in 2023-24 to grow and enhance community and supportive housing and address homelessness for vulnerable Ontarians.

Call for Business Case Applications

To access funding under the **Encampment Response Initiative** and the **Last Mile**, Service Managers who have provided a pledge are invited to submit business case applications for Ministry consideration. Please refer to the Ministry-prescribed templates attached for further guidelines.

The COHB top-up is not applicable to your Service Manager area given priority needs in other communities. This initiative for selected communities will expand shelter capacity and create additional temporary accommodation spaces to provide people living in encampments with accessible alternative living options.

Encampment Response Initiative (Homelessness Prevention Program (HPP))

The new **Encampment Response Initiative** supports urgent expansion of shelter capacity by providing funding to support the creation of additional alternative emergency accommodations to be offered to individuals in encampments through temporary structures such as tiny cabins and sprung structures.

This funding may also be used for operations of these shelters and remediation of encampment sites up to March 31, 2025. Funding will flow through Homelessness Prevention Program (HPP) Transfer Payment Agreements to approved Service Managers.

Project proposals will be evaluated based on criteria outlined in the attached business case template and should include:

- Demonstrated capacity to expand temporary shelter availability and provide alternative accommodations quickly through temporary sprung structures, tiny cabins, and other similar structures.
- Clear implementation strategy including partnerships with grassroots level agencies to move individuals from encampments to shelters.
- Plans for encampment site restoration efforts, where applicable.

As a part of the business case, Service Managers will also be required to provide an estimate of the existing number of unique encampment sites and the encampment residents within them. In addition to providing the Ministry with monthly updated reporting on the number of encampments and estimated number of encampment residents, Service Managers will be required to report on how many residents have been moved from encampments to shelter and housing.

The business case must be completed in the Ministry-prescribed templates attached to this letter and submitted as an attachment to your HPP Investment Plan (IP) 2024-25 case in the Transfer Payment Ontario System (TPON) no later than **January 3, 2025, at 5 p.m.**

Last Mile Funding

The Ministry is aware that municipalities across the province have affordable and supportive housing projects that are in advanced stages of construction where the injection of extra funds into these projects could lead to their faster completion. Service Managers are expected to work with the municipalities and non-profit organizations in your service area to identify such projects and submit them through the business case process for consideration of the Ministry's funding approval. The Ministry encourages heads of council to work with their Service Managers to identify project proposals for potential funding. The Ministry expects that all municipally endorsed proposals shared with Service Managers will be forwarded to the Ministry for its consideration. There is no restriction on the number of business cases that you can submit to the Ministry for funding consideration.

Proposed projects must be:

- Commitment-ready, with the ability to sign a contribution agreement and provide security within the fiscal year;
- Shovel-ready, with construction activities able to commence within 120 days of signing the contribution agreement;
- Able to demonstrate value for money; and
- Align with current Canada-Ontario Community Housing Initiative (COCHI) guidelines.

Last Mile Funding business cases must be completed in the Ministry-prescribed template attached to this letter and submitted as attachments to your COCHI-OPHI Investment Plan (IP) **2023-24** case in TPON no later than **January 10, 2025, at 5 p.m.**

The Ministry reserves the right to allocate funding under these initiatives at its sole discretion based on the review and evaluation of business case submissions. Any communication regarding additional funding must remain confidential until publicly announced by the province. We appreciate your commitment to our shared goal of restoring safety to our public spaces and expect this additional funding to help address the immediate crisis.

Sincerely,



The Honourable Paul Calandra
Minister of Municipal Affairs and Housing

cc. Burke Christian, Assistant Deputy Minister, Community and Supportive Housing Division,
Ministry of Municipal Affairs and Housing



NVCA December 2024 Board Meeting Highlights

Next Meeting: 2025 Annual General Meeting scheduled on January 25, 2025 held in person at the Tiffin Centre for Conservation

For the full meeting agenda, including documents and reports, visit [NVCA's website](#).

Permits Approvals under the CA Act

NVCA Regulations staff provided a summary of the permits issued from July 24, 2024, to November 15, 2024.

Due to the enactment of Ontario Regulation 41/24 and sections of the CA Act on April 1, 2024, this report highlighted two different timelines.

Applications received before April 1, 2024, were reported under the previous Provincial timelines. Applications received after April 1, 2024, will be reported in accordance with the new timelines.

A total of 175 permits and clearances were approved by staff from July 24, 2024 to November 15, 2024.

For applications received before April 1, 2024, NVCA staff met prescribed timelines 97% of the time.

Since April 1, 2024, NVCA staff met timelines 99% of the time when issuing permits, and 98.5% when providing written notification status within prescribed timelines with only one applicant receiving a late notice.

2025 Fees for Planning and Permit Applications

Staff submitted a report to seek the Board's approval to increase the 2025 planning and permitting fees based on the cost of living allowance (3.1%), pending the expiration or

lifting of the fee freeze by the Minister of Natural Resources (MNR).

On December 12, 2024, NVCA received direction from the Minister of MNR that conservation authority planning and permitting fees will remain frozen from January 1, 2025 to December 31, 2025. As a result, the staff report was withdrawn.

Conservation Authorities Act Deliverables Completed

Under Ontario Regulation 686/21: Mandatory Programs and Services, Conservation Authorities are required to complete six legislated deliverables for mandatory programs and services by December 31, 2024.

These include:

1. Conservation Areas Strategy
2. Land Inventory
3. Ice Management Plan
4. Natural Hazard Infrastructure Asset Management Plan
5. Natural Hazard Infrastructure Operational Management Plan
6. Watershed-Based Resource Management Strategy

NVCA has completed all of the legislated deliverables.

2025 Budget Approved

The Board of Directors approved NVCA's 2025 budget at \$5,129,673 compared to the 2024 approved budget of \$4,638,115. This includes a \$400,000 increase to the municipal levy

(shared among all 18 member municipalities), with the remainder coming from grants, fees for services, and other sources. Funds from municipal levy represent approximately 50% of NVCA's revenues.

Upcoming Events

Winter Camp Tiffin

Our staff have been excited to plan some winter camp activities for Winter Camp Tiffin, which will be full of outdoor adventures.

Led by NVCA's environmental educators, Camp Tiffin is an outdoor camp designed to enhance your child's knowledge, understanding and appreciation of the natural world and our amazing planet.

Dates: December 30, 2024, January 2 & 3, 2025

Location: Tiffin Centre for Conservation

Christmas Bird Count for Kids

Christmas Bird Count for Kids is a fun, family-friendly bird-watching event contributing to scientific bird count data.

Learn how to watch birds from our local nature enthusiasts, Nature Barrie. After their presentation inside, we will take to the trails on a guided hike to find and practice identifying the birds at Tiffin!

Hot chocolate is included. Please bring your own reusable mug.

Date: January 2, 2025

Location: Tiffin Centre for Conservation

Tiffin Nature School

At Tiffin Nature School, children aged 2.5 to 10 are invited to explore and connect with the natural world. We nurture their innate curiosity, offering immersive outdoor experiences that inspire discovery and growth.

Dates: Tuesdays & Thursdays until May 29, 2025

Location: Tiffin Centre for Conservation



Nottawasaga Valley
Conservation Authority

MEDIA RELEASE

FOR IMMEDIATE RELEASE

NVCA CAO announces retirement

UTOPIA, Ontario (December 17, 2024) – Doug Hevenor, the Chief Administrative Officer (CAO) at the Nottawasaga Valley Conservation Authority (NVCA), announced his retirement today, effective immediately.

“The Board of Directors would like to thank Doug for his leadership and service over the last seven years,” said Gail Little, NVCA’s Chair. “He has shown compassion and care for the health of the Nottawasaga Watershed. We wish him all the best in his retirement.”

As the NVCA Board of Directors prepares to recruit a new CAO, they have designated Sheryl Flannagan as the interim CAO.

- 30 -

About NVCA: The Nottawasaga Valley Conservation Authority is a public agency dedicated to the preservation of a healthy environment through specialized programs to protect, conserve and enhance our water, wetlands, forests and lands.

Media contact: Maria Leung, Senior Communications Specialist at 705-424-1479 ext.254, mleung@nvca.on.ca

Sarah Corbett

Subject:

FW: AMO Policy Update – Municipal Codes of Conduct Legislation



AMO
Policy



AMO Policy Update – Municipal Codes of Conduct Legislation

As the most trusted and transparent level of government, accountability is a core value of the municipal sector. For years, municipalities have called on the province for better tools to codify and enforce higher standards of accountability for elected officials. These tools are needed to reinforce the accountability of the municipal sector and to support a safe and respectful work environment for members of council and for municipal staff.

Legislation was promised three years ago following an extensive public consultation process that concluded in fall 2021. If passed and once regulations are finalized, this legislation will largely deliver on that promise by:

- enabling standardization of municipal codes of conduct and integrity commissioner investigation processes;
- creating a role for the Integrity Commissioner of Ontario in municipal codes of conduct and integrity commissioner matters; and
- establishing a mechanism to remove and disqualify from office members of council and certain local boards for the most serious violations.

AMO welcomes this legislation that responds to what municipalities' have consistently requested. AMO will review the details in the bill and engage fully in the legislative process during the next legislative session. Members should

A10a

be aware that the bill will not become law if the Premier calls an election before the bill passes.

“Municipal councils in Ontario have asked for legislation that holds elected officials to a higher standard of accountability. If passed, this bill would deliver on ensuring that, as members of council, we are living up to the trust that residents put in us. We commend Minister Calandra for getting to this point.”

– Robin Jones, AMO President and Mayor of Westport

“Municipal government is the most trusted, open and transparent order of government. This bill, if passed, will help municipal councils fulfil their commitment a higher standard of accountability, and to address situations of serious misconduct when they arise.” – Brian Rosborough, AMO Executive Director

*Disclaimer: The Association of Municipalities of Ontario (AMO) is unable to provide any warranty regarding the accuracy or completeness of third-party submissions. Distribution of these items does not imply an endorsement of the views, information or services mentioned.

Association of Municipalities of Ontario

To unsubscribe, please [Opt Out](#)

155 University Ave Suite 800 | Toronto, ON M5H 3B7 CA

[EXTERNAL]

Subject: AMO Policy Update – Homelessness Encampments Legislation

AMO Policy Update – Homelessness Encampments Legislation

Later today, the government will table bills to introduce the *Safer Municipalities Act* and the *Restricting Public Consumption of Illegal Substances Act* that focus on increasing enforcement around encampments and public drug use. AMO will be closely reviewing the legislation when it is tabled.

The province also announced other measures intended to assist municipalities to address homelessness encampments:

- \$75.5 million in provincial and federal funding for housing and homelessness supports, including \$5.5 million to increase the Canada-Ontario Housing Benefit (COHB), \$20 million for emergency shelters and temporary accommodation, and \$50 million for ready-to-build affordable housing projects.
- Additional requirements for municipal service managers to report back to the province on the number of individuals moved from encampments into new accommodations and to submit spending plans for Homelessness Prevention Program funding for MMAH approval.

AMO has called for provincial guidance that clarifies municipal enforcement powers around encampments. The lack of shared understanding of municipal authorities across municipal Councils, police services, and community members has led to divisive local confrontations and undermined effective responses to encampments.

Enforcement alone will not effectively address encampments. Only serious investments and coordinated action on transitional, supportive and

A106

community housing, mental health, addictions and social services, and income supports can address the impacts of decades of provincial policy.

“AMO shares the province’s perspective that the 1400 homeless encampments across Ontario must be addressed. Municipalities appreciate every dollar that the province puts towards homelessness. But more is needed. Only provincial investments in housing, health and social services can truly address encampments.” Robin Jones, AMO President and Mayor of Westport

“Encampments are not a justice or policing issue, they are a social safety net issue. The 1400 homeless encampments in Ontario today are the result of decades of provincial under investments in income security, mental health and addictions services, and deeply affordable housing. Provincial leadership and resources are needed to solve this crisis that is undermining Ontario’s prosperity and quality of life.” Brian Rosborough, AMO Executive Director

More information about AMO’s position is found in [Homelessness Encampments in Ontario: A Municipal Perspective](#).

*Disclaimer: The Association of Municipalities of Ontario (AMO) is unable to provide any warranty regarding the accuracy or completeness of third-party submissions. Distribution of these items does not imply an endorsement of the views, information or services mentioned.

Association of Municipalities of Ontario

To unsubscribe, please [Opt Out](#)

155 University Ave Suite 800 | Toronto, ON M5H 3B7 CA

[EXTERNAL]